


Micro-Feed Screw SPL



**HIGH ACCURACY
IN POWDER FEEDING**



HIGH ACCURACY IN POWDER FEEDING

SPL and SPS-type Micro-Feed Screws are auxiliary screws combined with a larger main screw feeder.

The new SPL has been designed to be easily combined with tubular or trough screw feeders (TU, TP, CA and TUS) in order to ensure high feeding accuracy with limited operating costs. SPL or SPS Micro-Feed Screw are mounted beneath the main screw feeder in the outlet section.


SPL and SPS Micro-Feed Screws are particularly suitable for high-accuracy feeding in concrete batching plants, precast concrete production and dry premixed material processing, as well as in raw material processing in the glass industry.



Features and Benefits

- Innovative modular fabricated components
- High feeding accuracy (up to 0.01 kg with special screws)
- Compact design
- Less waste material
- Process repeatability
- Comfortable inspection
- Easy maintenance

Innovative Modular Design



M4 Gear Reducer

- ✓ High performance
- ✓ Reliable
- ✓ Convenient

Optimized Volume


- ✓ Reduced external dimensions

Square Spout

- ✓ Easy access
- ✓ Matches with WAM flanges

TUS fabricated components

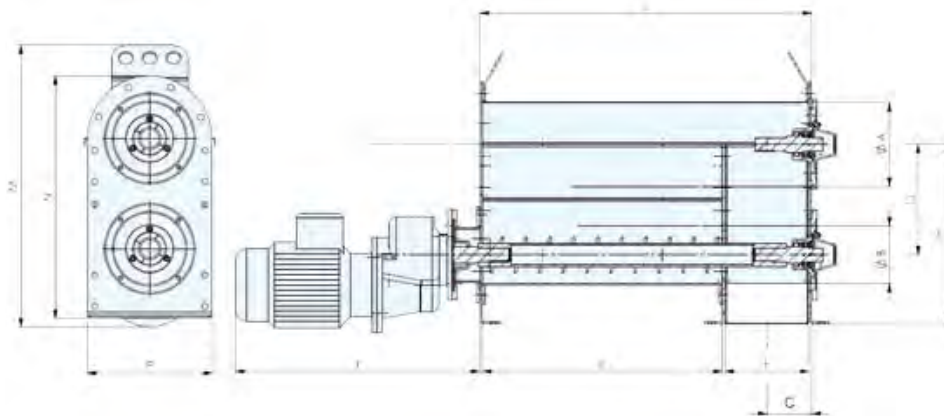
- ✓ Pre-assembly
- ✓ Perfectly matches with main feeder (TU, TP, CA, TUS)



Standard end bearing

- ✓ XT or XS-type matching with main feeder
- ✓ Adapted to different work conditions

Overall Dimensions



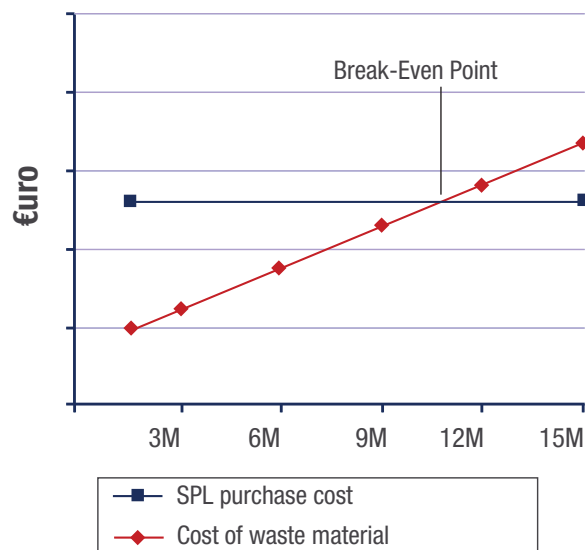

TU-TP	Ø Main Screw Feeder	Ø SPL	C	D	E	F	F1	Ø G	H	I	L	Weight (kg)
SPL1201501	150	120	93,5	500	175	375	587	505	261	510	693	116
SPL1202001	200	120	119	500	225	415	648	572	311	510	743	120
SPL1202501	250	120	144	500	275	440	700	622	361	510	793	133
SPL1203001	300	120	169	500	325	475	774	692	433	510	843	156

CA-TUS	Ø Main Screw Feeder	Ø SPL	C	D	E	F	F1	Ø G	H	I	L	Weight (kg)
SPL1202001	200	120	119	500	225	415	648	572	311	510	743	116
SPL1202501	250	120	144	500	275	440	700	622	361	510	793	120
SPL1203001	300	120	169	500	325	475	774	692	433	510	843	133
SPL1753501	350	175	194	500	375	555	879	796	483	510	893	156
SPL1754001	400	175	219	500	425	590	939	855	535	510	943	182
SPL1755001	500	175	269	500	525	685	1.100	1.012	655	510	1.043	250

Dimensions in mm

Example: 800 kg batch

Example of SPL combined with Ø 273 main screw feeder in medium-size concrete plant



Accessories



The range of accessories fully responds to the market requirements:

- ✓ Different types of micro-feed screws depending on the material to be fed or to the accuracy required;
- ✓ Feeding propeller;
- ✓ Various types of joints or connections to other devices.

Micro-Feed Screws

Short pitch flight screw
Precision ± 0.015 kg

Cut flight screw
Precision ± 0.005 kg

Hardox flight screw

Flight with wear coating E-RAU

Feeding Propeller



XJH
Feeding Propeller

Joints / Connections



XRTQ
Square/Round Joint



XBGS
Outlet Elbow Joint



VFS
Butterfly Valve



XJN
Connecting Sleeve



70&0351070.0N March 2011 Rights reserved to modify technical specifications.



WAM®



FLITECH®



MAP®



EXTRAC®



SPECO®



TOREX®



OLI®



RONCUZZI®



TECNO CM